



KUMARAGURU
college of technology
character is life

www.kct.ac.in


[An Autonomous
Institution
Established in 1984
Affiliated to
Anna University Chennai
Approved by
AICTE, New Delhi
Accredited by NAAC]

4.2.3 Annual expenditure for purchase of books/ e-books and subscription to journals/e-journals during the last five years


(Rs: In Lakhs)

Year	2016-17	2017-18	2018-19	2019-20	2020-21
Books	12.96	3.17	18.85	5.16	2.44
Journals	20.54	53.21	23.7	36.01	43.47
Other e - resources	1.05	0.00	15.96	5.77	1.06
Sub Total	34.55	56.38	58.51	46.94	46.97
Invested by Parent Trust				71.22	5.29
Total	34.55	56.38	58.51	118.16	52.26


Signature of the Finance Officer


Signature of Head of the Institute
Dr. D. SARAVANAN, M.Tech., Ph.D.,
PRINCIPAL
Kumaraguru College of Technology
Coimbatore - 641 049.

This certificate is issued at the request of the client, based on the information & explanation produced before us


For K.S Aiyar & Co
Chartered Accountants
Signature of Chartered Accountant
Kalyanaraman, B.Com.FCA.
Partner (M.No. 200565)

Date : 27th Dec 2021

UDIN : 21200565AAAAHF9914

P.B.No.2034 Coimbatore - 641 049 Tamilnadu INDIA
Voice : +91 422 266 11 00 Fax : +91 422 266 94 06
info @kct.ac.in

CONSOLIDATED KUMARAGURU COLLEGE OF TECHNOLOGY

STATEMENT OF FIXED ASSETS FOR THE YEAR ENDED 31st MARCH 2017

S. No.	Name of the Assets	Rate	Gross Assets as on 01.04.2016	Additions		Deletions		Net Assets as on 31.03.2017	Accumulated Deprn. 01.04.2016	Depreciation for the Current Year				Depreciation as on 31.03.2017	Closing Balance as on 31.03.2017
				> 180 days	< 180 Days	< 180 Days	> 180 days			Dep. On Opening & Additions		Dep. On Deletions			
				₹	₹	₹	₹			> 180 days	< 180 Days	< 180 Days	> 180 days		
1	2	3	4	5	6	7	8	9	10	11	12	13	14	15	
1	Land	0%	3,76,48,696.00	-	-	-	-	3,76,48,696.00	-	-	-	-	-	-	3,76,48,696.00
2	Buildings	5%	86,79,17,645.19	-	-	-	-	86,79,17,645.19	31,74,74,067.19	4,47,22,781.00	-	-	-	36,21,96,848.19	50,57,20,797.00
3	Vehicles	15%	1,33,73,369.00	17,600.00	3,90,500.00	-	-	1,37,81,469.00	1,04,12,602.00	20,08,645.00	29,288.00	-	-	1,24,51,535.00	13,29,934.00
4	Plant & Machinery	15%	46,31,11,561.57	1,63,80,268.89	2,78,08,543.00	4,55,000.00	-	50,68,45,373.46	45,33,50,452.57	4,49,28,280.89	20,56,174.00	34,125.00	-	50,03,30,782.46	65,14,591.00
5	Furniture	10%	10,31,48,852.40	19,16,314.00	14,41,441.00	22,500.00	-	10,64,84,107.40	4,82,68,974.40	1,05,06,517.00	72,072.00	1,125.00	-	6,28,36,106.58	3,38,33,086.00
6	Electrical Fittings	10%	8,87,55,927.02	55,88,588.96	23,24,676.60	-	-	9,66,69,192.58	5,32,76,430.02	94,52,434.56	1,07,242.00	-	-	5,88,46,438.40	4,76,27,669.00
7	Library Books	100%	3,72,79,202.56	2,75,480.00	10,20,550.00	-	-	3,85,75,232.56	3,68,46,109.56	12,18,848.00	5,10,275.00	-	-	3,85,75,232.56	-
8	Softwares	60%	3,17,75,190.10	69,85,749.50	9,09,018.00	-	-	3,96,69,957.60	2,82,01,444.10	1,08,90,840.50	2,77,798.00	-	-	3,93,70,082.60	2,99,875.00
9	Work in Progress	0%	4,83,06,899.51	1,66,71,120.00	2,35,63,020.00	-	-	8,85,41,039.51	-	-	-	-	-	3,48,57,441.12	2,35,945.00
10	Computers	60%	2,68,67,733.12	63,57,434.00	18,68,219.00	-	-	3,50,93,386.12	2,09,01,078.12	1,33,23,100.00	6,33,263.00	-	-	1,10,94,64,466.91	72,17,61,632.51
Total			1,71,81,85,076.47	5,41,02,555.35	5,93,25,967.60	4,77,500.00	-	1,83,12,26,099.42	96,87,32,157.96	13,70,51,446.95	37,16,112.00	35,250.00	-	2,66,956.00	96,87,48,203.96
2015 - 14			1,62,32,53,968.50	12,36,83,330.46	5,58,17,801.51	-	-	8,43,78,978.00	1,71,83,76,122.47	80,51,83,419.99	15,55,24,667.97	83,07,072.00	-	-	74,96,27,918.51



D. Saravanan
D. SARAVANAN, M.Tech., Ph.D.,
PRINCIPAL
Kumaraguru College of Technology
Coimbatore - 641 049.

CONSOLIDATED KUMARAGURU COLLEGE OF TECHNOLOGY
STATEMENT OF FIXED ASSETS FOR THE YEAR ENDED 31st MARCH 2018

For Books
FY: 2017 -2018

S. No.	Name of the Assets	Rate	Gross Assets as on 01.04.2017	Additions		Deletions		Net Assets as on 31.03. 2018	Accumulated Deprn. 01.04.2017	Depreciation for the Current Year			Depreciation as on 31.03.2018	Closing Bal on 31.03.	
				> 180 days	< 180 Days	< 180 Days	> 180 days			Dep. On Opening & Additions	Dep. On Deletions	Dep. On Deletions			
				₹	₹	₹	₹			> 180 days	< 180 Days	> 180 days			
1	2	3	4	5	6	7	8	9	10	11	12	13	14	15	
								5,64,75,536.00							5,64,75,536.00
1	Land	0%	3,76,48,696.00	3,84,665.00	1,84,42,175.00	-	-	95,16,56,670.04	36,21,96,848.19	4,48,22,975.00	20,43,379.00	-	-	40,90,63,202.19	54,25,91,421.19
2	Buildings	5%	86,79,17,645.19	20,03,864.00	8,17,35,160.85	-	-	1,85,61,299.00	1,20,88,303.00	21,88,175.00	2,93,010.00	41,838.23	-	1,45,79,488.00	39,81,427.23
3	Vehicles	15%	1,37,81,469.00	14,30,877.00	39,06,796.00	-	5,57,843.00	54,21,51,811.73	50,03,30,782.39	51,87,481.00	12,98,673.00	-	-	50,68,16,936.39	3,53,34,875.34
4	Plant & Machinery	15%	50,68,45,373.39	1,79,90,802.34	1,73,15,636.00	-	-	11,71,67,021.90	5,88,46,437.90	1,09,06,779.00	4,04,465.00	-	-	7,01,57,681.90	4,70,06,437.90
5	Furniture	10%	10,64,84,106.90	25,93,615.00	80,89,300.00	-	-	10,89,90,378.60	6,28,36,106.58	99,15,485.00	4,91,776.00	-	-	7,32,43,367.58	3,57,43,367.58
6	Electrical Fittings	10%	9,66,69,192.58	24,85,658.11	98,35,527.91	-	-	3,88,92,694.56	3,85,75,232.56	92,541.00	17,222.00	-	-	3,86,84,595.56	2,00,62,373.56
7	Library Books	100%	3,85,75,232.56	2,11,352.00	86,110.00	-	-	4,17,63,865.01	3,93,70,082.00	5,81,641.00	1,91,501.00	-	-	4,01,43,224.00	16,20,641.00
8	Softwares	60%	3,96,69,957.00	11,36,405.00	9,57,503.01	-	-	2,71,16,094.66	-	-	-	-	-	-	2,71,16,094.66
9	Work in Progress	0%	8,85,41,039.51	79,39,919.00	1,90,27,503.00	8,84,12,366.85	-	3,56,47,426.12	3,48,57,441.12	2,23,888.00	68,878.00	-	-	3,51,50,207.12	4,37,426.12
10	Computers	60%	3,50,93,386.12	2,09,650.00	3,44,390.00	-	-	1,93,84,22,797.62	1,10,91,01,233.74	7,39,28,965.00	48,08,904.00	41,838.23	-	1,18,78,39,102.74	75,05,83,386.12
	Total		1,83,12,26,098.25	3,64,26,807.45	15,97,40,101.77	8,84,12,366.85	5,57,843.00	1,83,12,26,099.42	96,87,32,157.96	13,70,51,446.95	35,250.00	41,838.23	1,10,94,64,466.91	72,17,61,466.91	
	2016 - 17		1,71,81,85,076.47	5,41,92,555.35	5,93,25,967.60	4,77,500.00	-	1,83,12,26,099.42	96,87,32,157.96	13,70,51,446.95	35,250.00	41,838.23	1,10,94,64,466.91	72,17,61,466.91	



Dr. D. SARAVANAN, M.Tech., Ph.D.,
PRINCIPAL
Kumaraguru College of Technology
Coimbatore - 641 049.

CONSOLIDATED KUMARAGURU COLLEGE OF TECHNOLOGY

For Books
FY: 2018- 2019

STATEMENT OF FIXED ASSETS FOR THE YEAR ENDED 31st MARCH 2019

S. No.	Name of the Assets	Rate	Gross Assets as on 01.04.2018	Additions		Deletions		Net Assets as on 31. 03.2019	Accumulated Depm. 01.04.2018	Depreciation for the Current Year				Depreciation as on 31.03.2019	Closing Balance as on 31.03.2019
				Additions		Deletions				Dep. On Opening & Addition		Dep. On Deletions			
				> 180 days	< 180 Days	< 180 Days	> 180 days			> 180 days	< 180 Days	< 180 Days	> 180 days		
1	2	3	4	5	6	7	8	9	10	11	12	13	14	15	
1	Land	0%	5,64,75,536.00	-	-	-	-	5,64,75,536.00	-	-	-	-	-	-	5,64,75,536.00
2	Buildings	5%	95,16,56,670.04	29,14,329.00	1,23,31,004.00	-	-	96,69,01,994.04	80,90,65,202.19	4,99,55,448.85	3,08,275.00	-	-	45,84,26,926.04	50,84,75,608.00
3	Vehicles	15%	1,85,61,299.00	13,33,519.00	-	-	-	1,98,94,818.00	1,45,79,488.00	29,84,223.00	-	-	-	1,75,65,711.00	23,31,107.00
4	Plant & Machinery	15%	54,21,46,825.80	2,97,34,301.00	3,08,01,025.00	-	-	60,26,82,131.80	50,68,11,950.40	62,18,812.34	23,10,077.00	-	-	51,53,40,839.80	8,73,41,312.00
5	Furniture	10%	11,71,48,167.40	20,54,352.00	20,11,353.00	-	-	12,12,13,872.40	7,01,38,827.40	1,19,20,252.00	1,00,568.00	-	-	8,21,59,647.40	3,90,54,225.00
6	Electrical Fittings	10%	10,89,90,378.60	47,45,199.57	69,15,188.47	-	-	12,06,50,966.64	7,32,45,367.38	1,12,71,914.00	3,46,591.00	-	-	8,49,61,872.64	3,56,89,094.00
7	Literary Books	100%	3,88,92,684.56	75,366.00	18,69,577.00	-	-	4,07,27,637.56	3,86,84,995.56	30,146.00	3,61,915.00	-	-	3,90,77,656.56	17,00,581.00
8	Softwares	60%	4,17,62,929.61	38,30,711.60	42,98,874.00	-	-	4,98,92,514.61	4,01,42,288.60	15,32,284.00	8,30,775.00	-	-	4,25,34,347.60	73,58,167.01
9	Work in Progress	0%	2,71,16,594.66	90,53,098.00	53,39,908.34	1,22,43,203.00	-	2,94,85,808.00	-	-	-	-	-	3,84,93,731.13	99,80,815.99
10	Computers	60%	3,56,47,426.12	34,81,000.00	93,46,119.00	-	-	4,84,74,545.12	3,51,50,207.12	14,74,200.00	18,69,224.00	-	-	1,27,85,58,132.17	77,78,71,982.00
	Total		1,93,83,98,821.79	5,72,22,666.57	7,39,53,048.81	1,22,43,203.00	-	2,05,64,29,934.17	1,18,78,14,326.91	8,45,87,280.26	41,56,425.00	-	-	1,18,69,89,895.91	75,05,83,694.83
	2017 - 18		1,83,12,12,741.42	3,64,26,887.45	15,97,40,101.77	8,84,12,366.85	-	1,93,84,89,480.79	1,19,21,29,187.91	7,29,70,884.60	48,88,204.00	-	-	1,18,69,89,895.91	75,05,83,694.83



[Handwritten signature]

Dr. D. SARAVANAN, M.Tech., Ph.D.,
PRINCIPAL
Kumaraguru College of Technology
Coimbatore - 641 049.

STATEMENT OF FIXED ASSETS FOR THE YEAR ENDED 31st MARCH 2020

S. No.	Name of the Assets	Rate	Gross Assets as on 01.04.2019	Additions				Deletions				Net Assets as on 31.03.2020	Accumulated Deprn. 01.04.2019	Depreciation for the Current Year				Depreciation as on 31.03.2020	Closing Balance as on 31.03.2020
				> 180 days		< 180 Days		< 180 Days		> 180 days				Dep. On Opening & Additions		Dep. On Deletions			
				₹	₹	₹	₹	₹	₹	₹	₹			₹	₹	₹	₹		
1	2	3	4	5	6	7	8	9	10	11	12	13	14	15					
1	Land	0%	5,64,75,536	-	-	-	-	5,64,75,536	-	-	-	-	-	-	5,64,75,536				
2	Buildings	2%	96,69,01,594	-	-	-	-	96,69,01,594	45,84,26,926	4,56,71,999	-	-	-	50,89,98,925	45,88,03,669				
3	Vehicles	15%	1,98,93,818	55,800	38,39,346	-	-	2,37,89,164	1,75,63,711	29,91,473	2,87,951	-	-	2,08,44,135	29,18,629				
4	Plant & Machinery	15%	60,26,82,152	1,61,88,558	1,11,63,904	-	-	63,00,34,613	51,53,40,840	21,34,475	8,32,155	-	-	51,93,07,470	11,07,37,144				
5	Furniture	10%	12,12,30,505	5,05,984	16,33,566	-	-	12,27,70,055	8,21,60,479	1,21,73,649	51,680	-	-	9,43,85,808	2,83,94,277				
6	Electrical Fittings	10%	12,06,34,334	50,21,960	5,28,427	-	-	12,61,84,720	8,49,61,041	1,25,65,629	26,421	-	-	9,75,53,091	2,86,31,638				
7	Library Books	100%	4,97,77,638	1,31,514	2,84,935	-	-	4,12,94,067	3,90,77,057	52,606	76,983	-	-	3,92,06,646	20,87,421				
8	Software	60%	4,98,92,515	4,91,427	48,68,924	-	-	5,52,52,866	4,25,34,348	1,36,971	9,73,785	-	-	4,37,04,704	1,15,48,165				
9	Work in Progress	0%	2,94,65,809	29,59,681	53,87,946	-	-	3,78,13,525	-	-	-	-	-	3,93,33,342	3,78,13,525				
10	Computers	60%	4,84,74,545	13,23,969	15,50,133	-	-	5,13,48,638	3,84,93,731	5,29,384	3,10,027	-	-	3,93,33,342	1,20,15,296				
	Total		2,02,64,29,934	2,66,78,084	2,87,57,191			2,11,38,65,209	1,27,85,58,132	8,13,16,986	25,59,802			1,36,24,24,120	74,94,21,089				
	2019 - 20		1,93,83,98,022	5,72,22,067	7,36,53,049		1,22,13,203	2,05,64,79,934	1,18,78,14,327	8,45,87,380	61,56,215			1,27,85,58,132	77,78,71,302				



Dr. D. SARAVANAN, M.Tech., Ph.D.,
PRINCIPAL
Kumaraguru College of Technology
Coimbatore - 641 049.

STATEMENT OF FIXED ASSETS FOR THE YEAR ENDED 31st MARCH 2021

S. No.	Name of the Assets	Rate	Gross Assets as on 01.04.2020	Additions		Deletions		Net Assets as on 31.03.2021	Accumulated Deprn. 01.04.2020	Depreciation for the Current Year				Depreciation as on 31.03.2021	Closing Balance as on 31.03.2021	
				> 180 days	< 180 Days	< 180 Days	> 180 days			Dep. On Opening &	Dep. On Deletions	< 180 Days	> 180 days			
				₹	₹	₹	₹			> 180 days	< 180 Days	< 180 Days	> 180 days			
1	2	3	4	5	6	7	8	9	10	11	12	13	14	15		
															5,64,75,536	
1	Land	0%	5,64,75,536	-	-	-	-	5,64,75,536	-	-	-	-	-	-	55,77,70,924	40,91,31,070
2	Buildings	5%	96,69,01,994	-	-	-	-	96,69,01,994	50,80,98,925	4,96,71,999	-	-	-	-	2,37,89,164	-
3	Vehicles	15%	2,37,89,164	-	-	-	-	2,37,89,164	2,08,44,135	29,45,029	-	-	-	-	53,94,96,916	10,64,91,673
4	Plant & Machinery	15%	63,00,34,613	72,03,597	87,50,378	-	-	64,59,88,588	51,93,07,470	1,95,16,938	6,72,508	-	-	-	10,66,91,320	1,66,44,424
5	Furniture	10%	12,27,70,085	4,410	5,61,249	-	-	12,33,35,744	9,43,85,808	1,22,77,450	28,062	-	-	-	11,01,71,563	1,60,13,158
6	Electrical Fittings	10%	12,61,84,720	-	-	-	-	12,61,84,720	9,75,53,091	1,26,18,472	-	-	-	-	4,03,47,385	11,90,808
7	Library Books	100%	4,12,94,067	21,900	2,22,226	-	-	4,15,38,193	4,37,04,704	64,83,642	-	-	-	-	5,01,88,346	57,06,005
8	Softwares	60%	5,52,52,866	6,41,485	-	-	-	4,71,23,174	-	-	-	-	-	-	-	4,71,23,174
9	Work in Progress	0%	3,78,13,525	21,73,010	1,73,39,330	1,02,02,691	-	5,35,29,585	3,93,33,342	71,81,043	96,718	-	-	-	4,66,11,103	69,18,482
10	Computers	60%	5,13,48,638	16,40,479	5,40,468	-	-	2,14,07,61,050	1,36,24,34,120	11,17,90,867	8,41,733	-	-	-	1,47,50,66,720	66,56,94,330
	Total		2,11,18,65,209	1,16,84,881	2,74,13,651	1,02,02,691		2,11,18,65,209	1,27,85,58,132	8,13,16,986	25,59,002			1,36,24,34,120	74,94,31,089	
	2019 - 20		2,05,64,29,934	2,66,78,084	2,87,57,191											



Dr. D. SARAVANAN, M.Tech., Ph.D.,
PRINCIPAL
Kumaraguru College of Technology
Coimbatore - 641 049.

CONSOLIDATED KUMARAGURU COLLEGE OF TECHNOLOGY
(KCT,KCTBS,TC,AUTONOMOUS & BOOK DEPOT)
INCOME AND EXPENDITURE FOR THE YEAR ENDED 31ST MARCH 2017

YEAR ENDED 31.03.2016 ₹	EXPENDITURE	Sch. No.	Year ending 31.03.2017 ₹	YEAR ENDED 31.03.2016 ₹	INCOME	Sch. No.	Year ending 31.03.2017 ₹
58,56,028.96	To Op. Stock		30,41,650.74	1,26,62,513.30	By Net Sales		90,45,800.50
83,87,063.50	To Purchases		68,53,638.95	48,52,96,805.00	By Fees Receipt	13	48,46,08,282.00
26,58,37,545.00	To Salaries & Allowances	8	27,75,53,313.00	60,84,247.73	By Miscellaneous Receipts	14	76,43,562.17
82,50,745.00	To Consultancy Charges	9	18,42,110.00	3,55,72,921.01	By Interest Received	15	3,02,47,008.64
21,96,018.48	To Fees	10	28,76,811.00	1,13,235.00	By Consultancy Charges		2,25,479.00
1,50,30,994.00	To Provident Fund		1,58,01,473.00	7,20,338.00	By Testing Charges		6,21,616.25
18,27,209.00	To College Programmes		47,63,292.00	12,52,148.00	By Rental Receipts		27,86,451.00
54,69,617.00	To Rent,Rates & Taxes		20,83,473.00	5,66,876.00	By Maintenance Receipts		5,34,952.00
8,06,024.00	To Insurance		7,64,420.00	15,17,274.00	By Registration Fees		7,96,799.31
2,39,60,043.49	To Repairs & Maintenance	11	3,85,65,936.98	15,60,682.00	By Training Programme		4,10,242.00
2,01,08,767.40	To Electrical & Power Charges (Net)		1,49,29,020.22	19,16,266.00	By Sponership Service		14,20,943.00
99,03,329.00	To Examination & Valuation Expenses		1,06,02,460.00	1,31,340.00	By Certificate Verification Fees		1,37,490.00
6,600.00	To Water Charges		80,800.00	30,41,650.74	By Closing Stock		23,92,337.06
82,57,445.21	To Printing & Stationary		94,89,931.66				
48,81,855.00	To Travelling Expenses		45,98,036.18				
10,19,248.94	To Transportation Charges		10,25,740.37				
15,90,515.29	To Postage & Telephone		14,64,614.00				
59,73,723.00	To Advertisement Charges		60,62,972.00				
17,99,124.29	To Alumni Expenses		4,20,258.58				
59,64,892.49	To Annual Maintenance Charges		62,03,873.00				
6,579.83	To Bank Charges		7,772.94				
34,76,071.00	To Consumables		50,03,028.00				



San
Dr. D. SARAVANAN, M.Tech., Ph.D.,
PRINCIPAL
Kumaraguru College of Technology
Coimbatore - 641 049.

1,08,33,649.00	To Staff/ Student welfare Expenses		1,60,33,452.00			
6,40,000.00	To Fees Waiver		5,48,965.00			
36,73,152.60	To Books & Periodicals		20,54,211.00			
14,71,953.00	To ESI		17,25,528.00			
21,75,622.00	To Sports & Games		30,50,745.00			
3,07,504.00	To Gratuity		1,21,93,720.00			
2,90,000.00	To Donation		20,15,550.00			
68,35,989.65	To Placement Cell Expenses		69,18,273.00			
68,69,341.53	To Miscellaneous Expenses	12	28,32,449.20			
1,50,50,193.67	To House Keeping Expenses		1,52,54,414.13			
7,70,226.67	To R & D Expenses		9,76,521.00			
1,26,92,252.08	To Grant to CIBI		96,63,521.00			
9,07,859.00	To Interest on TDS & Service Tax		17,655.00			
23,38,727.00	To Internet Charges		32,38,868.00			
3,93,710.00	To Prize & Award - Student		5,27,562.00			
61,34,173.00	To Security Charges		71,18,142.00			
23,02,495.00	To Scholarship / Stipend		20,37,403.87			
6,85,697.00	To Social Relief Expenses		-			
16,35,64,783.97	To Depreciation		14,07,32,308.95			
				8,81,10,472.27	By Excess of Expenditure over Income	10,01,02,951.84
63,85,46,769.05	Total		64,09,73,914.77	63,85,46,769.05	Total	64,09,73,914.77

Place: Coimbatore

Date:

"As per our Report of Even Date Attached"

For K.S. Aiyer & Co
Chartered Accountants

S. Kalyanaraman, B.Com. FCA.
Partner (M.No. 200565)

Dr. D. SARAVANAN, M.Tech., Ph.D.,
PRINCIPAL
Kumaraguru College of Technology
Coimbatore - 641 049.

CONSOLIDATED KUMARAGURU COLLEGE OF TECHNOLOGY
(KCT, KCTBS, TC, AUTONOMOUS & BOOK DEPOT)
BALANCE SHEET AS AT 31ST MARCH 2017

AS ON 31.03.2016	LIABILITIES	Sch. No.	AS ON 31.03.2017	AS ON 31.03.2016	ASSETS	Sch. No.	AS ON 31.03.2017
₹			₹	₹			₹
55,84,21,673.63	Capital Fund	1	55,84,21,673.63	74,96,27,918.51	Fixed Assets	5	72,17,61,632.51
46,96,95,200.93	Reserves & Surplus	2	41,57,20,042.19	37,93,31,550.40	Current Assets:	6	37,68,68,025.54
57,62,650.92	Specified Fund	3	66,37,650.92				
9,50,79,943.43	Current Liabilities & Provisions	4	11,78,50,291.31				
1,12,89,59,468.91	Total		1,09,86,29,658.05	1,12,89,59,468.91	Total		1,09,86,29,658.05

Schedules 1 to 6 form part of this Balance Sheet

Place: Coimbatore
Date:

"As per our Report of Even Date Attached"

For K.S. Aiyar & Co
Chartered Accountants

S. Kalyanaraman, B.Com.FCA.
Partner (M.No. 20056E)



CONSOLIDATED KUMARAGURU COLLEGE OF TECHNOLOGY
KCT,KCTBS,TC,AUTONOMOUS,BOOK DEPOT
INCOME AND EXPENDITURE FOR THE YEAR ENDED 31ST MARCH 2018

For Journals
FY: 2017 - 2018

YEAR ENDED 31.03.2017 ₹	EXPENDITURE	Sch. No.	Year ending 31.03.2018 ₹	YEAR ENDED 31.03.2017 ₹	INCOME	Sch. No.	Year ending 31.03.2018 ₹
30,41,650.74	To Op. Stock		23,92,337.06	90,45,800.50	By Net Sales		2,95,41,546.68
68,53,638.95	To Purchases		3,38,76,915.31	47,98,24,250.00	By Fees Receipt	13	50,27,35,796.00
27,75,53,313.00	To Salaries & Allowances	8	33,39,69,223.00	47,84,032.00	By Student Skill Development	14	1,62,33,590.00
18,42,110.00	To Consultancy Charges	9	82,10,119.00	76,43,562.17	By Miscellaneous Receipts	15	1,17,03,015.96
28,76,811.00	To Fees	10	40,98,890.00	3,02,47,008.64	By Interest Received	16	2,67,55,066.46
1,58,01,473.00	To Provident Fund		1,58,10,570.00	2,25,479.00	By Consultancy Charges		21,48,927.00
47,63,292.00	To College Programmes		84,03,121.00	6,21,616.25	By Testing Charges		7,61,793.00
20,83,473.00	To Rent,Rates & Taxes		20,96,422.00	27,86,451.00	By Rental Receipts		27,71,929.00
7,64,420.00	To Insurance		13,64,159.00	5,34,952.00	By Maintenance Receipts		5,38,485.00
3,85,65,936.98	To Repairs & Maintenance	11	5,72,09,933.85	7,96,799.31	By Registration Fees		14,00,965.11
1,49,29,020.22	To Electrical & Power Charges (Net)		1,79,51,714.80	4,10,242.00	By Training Programme		37,10,838.00
1,06,02,460.00	To Examination & Valuation Expenses		1,09,77,182.00	14,20,943.00	By Sponserhip Service		15,78,937.00
80,800.00	To Water Charges		1,91,020.00	1,37,490.00	By Certificate Verification Fees		1,45,319.00
94,89,931.66	To Printing & Stationary		88,27,143.62	23,92,337.06	By Closing Stock		89,22,204.20
45,98,036.18	To Travelling Expenses		49,41,585.00				
10,25,740.37	To Transportation Charges		11,74,560.49				
14,64,614.00	To Postage & Telephone		16,33,721.00				
- -	To Hospital expenses		-				
60,62,972.00	To Advertisement Charges		56,33,611.00				
4,20,258.58	To Alumni Expenses		-				
62,03,873.00	To Annual Maintenance Charges		38,96,734.00				
7,772.94	To Bank Charges		20,547.74				
50,03,028.00	To Consumables		44,10,403.00				



(Handwritten Signature)

Dr. D. SARAVANAN, M.Tech., Ph.D.,
PRINCIPAL
Kumaraguru College of Technology
Coimbatore - 641 049.

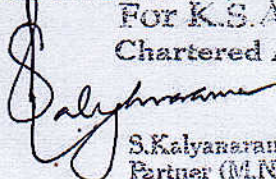
1,60,33,452.00	To Staff/ Student welfare Expenses		2,00,40,112.19			
5,48,965.00	To Fees Waiver		4,20,000.00			
20,54,211.00	To Books & Periodicals		53,21,138.00			
17,25,528.00	To ESI		20,69,959.00			
-	To Hiring charges		88,500.00			
30,50,745.00	To Sports & Games		45,53,015.00			
1,21,93,720.00	To Gratuity		1,65,89,419.00			
20,15,550.00	To Donation		21,70,828.00			
-	To Training Program Expenses		80,11,344.00			
69,18,273.00	To Placement Cell Expenses		41,83,531.40			
28,32,449.20	To Miscellaneous Expenses	12	31,25,964.70			
1,52,54,414.13	To House Keeping Expenses		1,52,53,972.34			
9,76,521.00	To R & D Expenses		29,03,829.23			
96,63,521.00	To Grant to CIBI		1,71,46,985.00			
17,655.00	To Interest on TDS & Service Tax		1,891.00			
32,38,868.00	To Internet Charges		20,74,034.00			
5,27,562.00	To Prize & Award - Student		44,43,062.00			
71,18,142.00	To Security Charges		83,71,494.00			
20,37,403.87	To Scholarship / Stipend		26,58,193.72			
-	To Loss on vehicle		42,772.00			
14,07,32,308.95	To Depreciation		7,87,79,708.00			
				10,01,02,951.84	By Excess of Expenditure over Income	11,63,91,253.04
64,09,73,914.77	Total		72,53,39,665.45	64,09,73,914.77	Total	72,53,39,665.45

Place: Coimbatore

Date:

"As per our Report of Even Date Attached"

For K.S. Aiyar & Co
Chartered Accountants



S. Kalyanaraman, B.Com, FCA,
Partner (M.No. 200585)



Dr. D. SARAVANAN, M.Tech., Ph.D.,
PRINCIPAL
Kumaraguru College of Technology
Coimbatore - 641 049.

CONSOLIDATED KUMARAGURU COLLEGE OF TECHNOLOGY

BALANCE SHEET AS AT 31ST MARCH 2018

AS ON 31.03.2017	LIABILITIES	Sch. No.	AS ON 31.03.2018	AS ON 31.03.2017	ASSETS	Sch. No.	AS ON 31.03.2018
₹			₹	₹			₹
55,84,21,673.63	Capital Fund	1	55,84,21,673.63	72,17,61,632.51	Fixed Assets	5	75,05,83,694.88
41,57,20,042.19	Reserves & Surplus	2	41,21,10,206.82	37,59,85,512.54	Current Assets:	6	36,08,62,980.00
66,37,650.92	Specified Fund	3	4,49,253.43				
11,69,67,778.31	Current Liabilities & Provisions	4	14,04,65,541.00				
1,09,77,47,145.05	Total		1,11,14,46,674.88	1,09,77,47,145.05	Total		1,11,14,46,674.88

Schedules 1 to 6 form part of this Balance Sheet

Place: Coimbatore
Date:

"As per our Report of Even Date Attached"
S. Kalyanaraman &
Chartered Accountants
S. Kalyanaraman
S. Kalyanaraman, B.Com., FCA.
Partner (M.No. 200565)

Saravanan
Dr. D. SARAVANAN, M.Tech., Ph.D.,
PRINCIPAL
Kumaraguru College of Technology
Coimbatore - 641 049.

KET, KETBS & TC

CONSOLIDATED KUMARAGURU COLLEGE OF TECHNOLOGY

For Journals
FY: 2018 - 2019

INCOME AND EXPENDITURE FOR THE YEAR ENDED 31ST MARCH 2019

YEAR ENDING 31.03.2018	EXPENDITURE		Sch. No.	YEAR ENDING 31.03.2019	YEAR ENDING 31.03.2018	INCOME	Sch. No.	YEAR ENDING 31.03.2019
23,92,337.06	To Op. Stock	89,22,204.20			2,95,41,546.68	By Net Sales		53,22,437.90
	Less : Transfer to Own consumption	22,68,674.35			50,27,35,796.00	By Fees Receipt	12	54,35,20,280.00
	Less : Transfer to Fixed Assets	26,86,099.00		39,67,430.85	1,62,74,109.17	By Student Skill Development	13	2,02,86,925.00
3,38,76,915.31	To Purchases			6,10,595.00	1,11,44,345.79	By Miscellaneous Receipts	14	26,12,459.85
33,39,69,223.00	To Salaries & Allowances		7	34,66,06,514.00	2,67,55,066.46	By Interest Received	15	2,78,88,644.30
82,10,119.00	To Consultancy Charges		8	1,38,41,852.00	21,48,927.00	By Consultancy Charges		46,14,868.00
40,98,890.00	To Fees		9	92,16,141.37	7,61,793.00	By Testing Charges		6,78,457.00
1,58,10,570.00	To Provident Fund			1,54,21,191.00	32,90,080.00	By Rental Receipts		36,70,206.00
84,03,121.00	To College Programmes			88,35,385.00	5,38,485.00	By Maintenance Receipts		5,50,269.00
20,96,422.00	To Rent,Rates & Taxes			63,24,295.00	14,00,965.11	By Registration Fees		19,33,499.44
13,64,159.00	To Insurance			15,04,799.22	37,10,838.00	By Training Programme		1,04,89,095.10
5,72,09,933.85	To Repairs & Maintenance		10	6,38,75,025.99	15,78,937.00	By Sponership Service		23,10,814.00
1,79,51,714.80	To Electrical & Power Charges (Net)			1,56,96,514.96	1,45,319.00	By Certificate Verification Fees		1,37,284.00
1,09,77,182.00	To Examination & Valuation Expenses			86,92,921.00	-	By Food charges receipts		-
1,91,020.00	To Water Charges			14,33,900.00	-	By Water Charges		93,100.00
88,27,143.62	To Printing & Stationary			1,17,36,477.70	89,22,204.20	By Closing Stock		10,00,288.46
49,41,585.00	To Travelling Expenses			68,09,244.00	-	By Profit on Sale of Asset		-
11,74,560.49	To Transportation Charges			16,39,325.60				
16,33,721.00	To Postage & Telephone			12,50,477.00				
-	To Hospital expenses			60,779.48				
56,33,611.00	To Advertisement Charges			73,97,037.35				
38,96,734.00	To Annual Maintenance Charges			70,36,128.25				
20,547.74	To Bank Charges			27,466.48				
44,10,403.00	To Consumables			75,07,436.90				
2,00,40,112.19	To Staff/ Student welfare Expenses			2,20,65,917.33				
4,20,000.00	To Fees Waiver			3,20,000.00				
53,21,138.00	To Books & Periodicals			23,69,630.50				
20,69,959.00	To ESI			20,42,323.00				
88,500.00	To Hiring charges			16,000.00				
45,53,015.00	To Sports & Games			34,33,348.00				



Dr. D. SARAVANAN, M.Tech., Ph.D.,
PRINCIPAL
Kumaraguru College of Technology
Coimbatore - 641 049.

1,55,89,419.00	To Gratuity			93,85,963.00			
21,70,828.00	To Donation			14,88,683.00			
80,11,344.00	To Training Program Expenses			28,70,926.00			
41,83,531.40	To Placement Cell Expenses			1,08,98,163.00			
31,25,964.70	To Miscellaneous Expenses		11	66,20,761.12			
1,52,53,972.34	To House Keeping Expenses			1,93,24,722.86			
29,03,829.23	To R & D Expenses			21,61,785.20			
1,71,46,985.00	To CIBI Expenses			1,37,46,416.00			
1,891.00	To Interest on TDS & Service Tax			21,166.00			
20,74,034.00	To Internet Charges			12,19,820.00			
44,43,062.00	To Prize & Award - Student			20,02,689.00			
83,71,494.00	To Security Charges			75,61,279.00			
26,58,193.72	To Scholarship / Stipend			1,49,500.00			
42,772.00	To Loss on vehicle			-			
	To Food expenses			-			
7,87,79,708.00	To Depreciation			9,07,43,805.26			
					11,63,91,253.04	By Excess of Expenditure over Income	11,28,25,208.37
72,53,39,665.45	Total			73,79,33,836.42	72,53,39,665.45	Total	73,79,33,836.42

Place: Coimbatore

Date: 23-9-2019

For Kumaraguru College of Technology

Correspondent

"As per our Report of Even Date Attached"

For K.S. Aiyar & Co
Chartered Accountants

S. Kalyanaraman, B.Com.FCA.
Partner (M.No.200565)

Dr. D. SARAVANAN, M.Tech., Ph.D.,
PRINCIPAL
Kumaraguru College of Technology
Coimbatore - 641 049.

CONSOLIDATED KUMARAGURU COLLEGE OF TECHNOLOGY

BALANCE SHEET AS AT 31ST MARCH 2019

AS ON 31.03.2018	LIABILITIES		Sch. No.	AS ON 31.03.2019	AS ON 31.03.2018	ASSETS		Sch. No.	AS ON 31.03.2019
55,84,21,673.63	Capital Fund		1	55,84,21,673.63	75,05,83,694.88	Fixed Assets		5	77,78,71,802.00
41,21,10,206.82	Reserves & Surplus		2	41,13,60,926.19	36,04,15,582.00	Current Assets:		6	31,14,79,379.76
4,49,253.43	Specified Fund		3	13,77,826.83					
14,00,18,143.00	Current Liabilities & Provisions		4	11,81,90,755.11					
1,11,09,99,276.88	Total			1,08,93,51,181.76	1,11,09,99,276.88	Total			1,08,93,51,181.76

Schedules 1 to 6 form part of this Balance Sheet

Place: Coimbatore

Date: 23-9-2019

For Kumaraguru College of Technology

Correspondent

"As per our Report of Even Date Attached"

For K.S. Aiyar & Co
Chartered Accountants

S. Kalyanaraman, B.Com.FCA.
Partner (M.No.200565)

Dr. D. SARAVANAN, M.Tech., Ph.D.,
PRINCIPAL
Kumaraguru College of Technology
Coimbatore - 641 049.

CONSOLIDATED KUMARAGURU COLLEGE OF TECHNOLOGY

(KCT, KCT BS & TC)

INCOME AND EXPENDITURE FOR THE YEAR ENDED 31ST MARCH 2020

For Journals
FY: 2019 - 2020

YEAR ENDING 31.03.2019	EXPENDITURE	Sch. No.	YEAR ENDING 31.03.2020	YEAR ENDING 31.03.2019	INCOME	Sch. No.	YEAR ENDING 31.03.2020
39,67,431	To Op. Stock		10,00,288	53,22,438	By Net Sales		-
6,10,595	To Purchases		-	51,12,39,277	By Fees Receipt	12	55,27,54,075
37,34,55,991	To Salaries & Allowances	7	35,83,15,972	2,00,00,871	By Student Skill Development	13	93,27,014
1,45,87,479	To Consultancy Charges	8	1,59,37,252	3,25,67,057	By Exam Fees receipts	14	3,48,50,673
84,70,514	To Fees	9	49,40,156	26,12,460	By Miscellaneous Receipts	15	33,35,767
88,51,385	To College Programmes		65,59,507	2,78,88,644	By Interest Received	16	2,07,61,166
63,45,461	To Rent,Rates & Taxes		52,97,062	46,14,868	By Consultancy Charges		24,95,291
15,04,799	To Insurance		17,68,435	6,78,457	By Testing Charges		7,45,916
6,38,75,026	To Repairs & Maintenance	10	6,48,06,784	36,70,206	By Rental Receipts		23,10,949
1,56,96,515	To Electrical & Power Charges (Net)		1,77,42,646	5,50,269	By Maintenance Receipts		4,91,050
86,92,921	To Examination & Valuation Expenses		89,88,969	19,33,499	By Registration Fees		30,04,007
14,33,900	To Water Charges		36,73,810	1,04,89,095	By Training Programme		1,50,41,527
1,17,36,478	To Printing & Stationary		61,58,167	23,10,814	By Sponsors Service		12,57,421
68,09,244	To Travelling Expenses		57,77,890	1,37,284	By Certificate Verification Fees		1,47,451
16,39,326	To Transportation Charges		13,72,277	93,100	By Water Charges		1,09,352
12,50,477	To Postage & Telephone		9,55,446	10,00,288	By Closing Stock		-
73,97,037	To Advertisement Charges		70,23,000		By Scrap sales		2,97,806
70,36,128	To Annual Maintenance Charges		62,51,966				-
27,466	To Bank Charges		11,278				
75,07,437	To Consumables		60,06,557				
2,20,65,917	To Staff/ Student welfare Expenses		2,42,09,506				
3,20,000	To Fecs Waiver		1,62,500				
23,69,631	To Books & Periodicals		36,01,412				
34,33,348	To Sports & Games		27,47,360				
14,88,683	To Donation		11,83,584				
28,70,926	To Training Program Expenses		26,25,919				
1,08,98,163	To Placement Cell Expenses		77,89,293				
66,81,541	To Miscellaneous Expenses	11	48,67,728				
1,93,24,723	To House Keeping Expenses		2,06,56,060				



Dr. D. SARAVANAN, M.Tech., Ph.D.,
PRINCIPAL
Kumaraguru College of Technology
Coimbatore - 641 049.

21,61,785	To R & D Expenses	43,46,097			
1,37,46,416	To CIBI Expenses	1,58,35,250			
12,19,820	To Internet Charges	14,42,115			
20,02,689	To Prize & Award - Student	18,20,132			
75,61,279	To Security Charges	92,47,945			
1,49,500	To Scholarship / Stipend	1,06,30,000			
9,07,43,805	To Depreciation	8,38,75,988			
			11,28,25,208	By Excess of Expenditure over Income	7,06,98,888
73,79,33,836	Total	71,76,28,352	73,79,33,836	Total	71,76,28,352

Place: Coimbatore

Date: 28-12-2020

For Kumaraguru College of Technology

Correspondent

"As per our Report of Even Date Attached"

For K.S. Aiyar & Co
Chartered Accountants

S. Kalyanaraman, B.Com.FCA.
Partner (M.No. 200565)

Dr. D. SARAVANAN, M.Tech., Ph.D.,
PRINCIPAL
Kumaraguru College of Technology
Coimbatore - 641 049.

CONSOLIDATED KUMARAGURU COLLEGE OF TECHNOLOGY
(KCT, KCTBS & TC)
BALANCE SHEET AS AT 31ST MARCH 2020

AS ON 31.03.2019	LIABILITIES	Sch. No.	AS ON 31.03.2020	AS ON 31.03.2019	ASSETS	Sch. No.	AS ON 31.03.2020
55,84,21,674	Capital Fund	1	55,84,21,674	77,78,71,802	Fixed Assets	5	74,94,31,089
41,13,60,926	Reserves & Surplus	2	44,98,57,010	30,88,64,743	Current Assets:	6	36,31,14,379
13,77,827	Specified Fund	3	19,65,087				
11,55,76,118	Current Liabilities & Provisions	4	10,23,01,697				
1,08,67,36,545	Total		1,11,25,45,468	1,08,67,36,545	Total		1,11,25,45,468

Schedules 1 to 6 form part of this Balance Sheet

Place: Coimbatore
 Date: 29.12.2020

For Kumaraguru College of Technology

Correspondent

"As per our Report of Even Date Attached"
 For K.S. Aiyar & Co
 Chartered Accountants

S. Kalyanarajan, B.Com.FCA.
 Partner (M.No. 200565)

Dr. D. SARAVANAN, M.Tech., Ph.D.,
 PRINCIPAL
 Kumaraguru College of Technology
 Coimbatore - 641 049.

KUMARAGURU COLLEGE OF TECHNOLOGY
(KCT, KCTBS & TC)

For Journals
FY: 2020 - 2021

CONSOLIDATED INCOME AND EXPENDITURE FOR THE YEAR ENDED 31ST MARCH 2021

YEAR ENDING 31.03.2020	EXPENDITURE	Sch. No.	YEAR ENDING 31.03.2021	YEAR ENDING 31.03.2020	INCOME	Sch. No.	YEAR ENDING 31.03.2021
10,00,288	To Opening Stock		-	55,27,54,075	By Fees Receipt	12	59,87,59,236
35,83,15,972	To Salaries & Allowances	7	33,92,98,444	93,27,014	By Student Skill Development	13	11,62,000
1,59,37,252	To Consultancy Charges	8	96,96,928	3,48,50,673	By Exam Fees receipts	14	3,06,67,300
49,40,156	To Fees	9	1,87,87,935	33,35,767	By Miscellaneous Receipts	15	15,18,020
65,59,507	To College Programmes		8,40,787	2,07,61,166	By Interest Received	16	1,73,78,569
52,97,062	To Rent,Rates & Taxes		43,67,852	24,95,291	By Consultancy Charges		40,41,497
17,68,435	To Insurance		25,11,255	7,45,916	By Testing Charges		83,102
6,48,06,784	To Repairs & Maintenance	10	3,86,21,144	23,10,949	By Rental Receipts		7,94,199
1,77,42,646	To Electrical & Power Charges (Net)		92,52,130	4,91,050	By Maintenance Receipts		-
36,73,810	To Water Charges		11,27,084	30,04,007	By Registration Fees		4,63,822
61,58,167	To Printing & Stationary		16,79,864	1,50,41,527	By Training Programme		64,52,515
57,77,890	To Travelling Expenses		4,78,716	12,57,421	By Sponership Service		8,80,296
13,72,277	To Transportation Charges		14,38,260	1,47,451	By Certificate Verification Fees		1,41,690
9,55,446	To Postage & Telephone		10,82,794	1,09,352	By Water charges		-
70,23,000	To Advertisement Charges		54,53,414	2,97,806	By Scrap sales		1,20,228
62,51,966	To Annual Maintenance Charges		45,72,723				
11,278	To Bank Charges		4,272				
60,06,557	To Consumables		14,32,038				
2,42,09,506	To Staff/ Student welfare Expenses		1,99,64,694				
1,62,500	To Fees Waiver		6,00,000				
36,01,412	To Books & Periodicals		43,47,224				
27,47,360	To Sports & Games		5,40,352				
11,83,584	To Donation		1,16,999				
77,89,293	To Placement Cell Expenses		38,31,231				
48,67,728	To Miscellaneous Expenses	11	36,06,811				
2,06,56,060	To House Keeping Expenses		1,27,42,049				



Dr. D. SARAVANAN, M.Tech.,Ph.D.,
PRINCIPAL
Kumaraguru College of Technology
Coimbatore, 641 012

KUMARAGURU COLLEGE OF TECHNOLOGY
(KCT, KCTBS & TC)
CONSOLIDATED INCOME AND EXPENDITURE FOR THE YEAR ENDED 31ST MARCH 2021

YEAR ENDING 31.03.2020	EXPENDITURE	Sch. No.	YEAR ENDING 31.03.2021	YEAR ENDING 31.03.2020	INCOME	Sch. No.	YEAR ENDING 31.03.2021
26,25,919	To Training Program Expenses		18,30,013				
43,46,097	To R & D Expenses		14,90,774				
1,58,35,250	To CIBI Expenses		-				
14,42,115	To Internet Charges		6,80,029				
18,20,132	To Prize & Award - Student		10,83,363				
92,47,945	To Security Charges		60,85,595				
-	To Food expenses		-				
1,06,30,000	To Scholarship / Stipend/ Sponsorship		-				
-	To Management Fee Concession		74,97,650				
89,88,969	To Examination & Valuation Expenses		27,55,747				
8,38,75,988	To Depreciation		11,26,32,600				
(7,06,98,888)	To Excess of Income over Expenditure		4,20,11,703				
64,69,29,465			66,24,62,474	64,69,29,465			66,24,62,474

Place : Coimbatore
Date: 17-12-2021

"As per our Report of Even Date Attached" & Co
For P.S. Arival & Co
Chartered Accountants
S. Kalyanaraman
S. Kalyanaraman, B.Com.FCA.
Partner (M.No. 200565)

Saravanan

Dr. D. SARAVANAN, M.Tech., Ph.D.,
PRINCIPAL
Kumaraguru College of Technology
Coimbatore - 641 049.

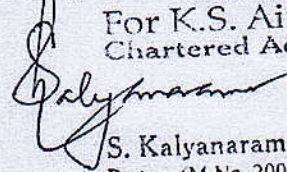
KUMARAGURU COLLEGE OF TECHNOLOGY
(KCT, KCTBS & TC)
CONSOLIDATED BALANCE SHEET AS AT 31ST MARCH 2021

AS ON 31.03.2020	LIABILITIES	Sch. No.	AS ON 31.03.2021	AS ON 31.03.2020	ASSETS	Sch. No.	AS ON 31.03.2021
55,84,21,674	Capital Fund	1	55,84,21,674	74,94,31,089	Fixed Assets	5	66,56,94,330
44,98,57,010	Reserves & Surplus	2	56,96,98,248	36,08,66,646	Current Assets:	6	62,42,55,230
19,65,087	Specified Fund	3	31,73,778				
10,00,53,964	Current Liabilities & Provisions	4	15,86,55,860				
1,11,62,97,735			1,28,99,49,559	1,11,02,97,735			1,28,99,49,559

Schedules 1 to 6 form part of this Balance Sheet

Place: Coimbatore
Date: 17.12.2021


"As per our Report of Even Date Attached"

For K.S. Aiyar & Co
Chartered Accountants

S. Kalyanaraman, B.Com.FCA.
Partner (M.No. 200565)


Dr. D. SARAVANAN, M.Tech., Ph.D.,
PRINCIPAL
Kumaraguru College of Technology
Coimbatore - 641 049.

Tax Invoice

Other e-resources
FY : 2018 -2019

 <p>2CQR Automation Private Limited (2018-19) 172211, Sridharikuppam Main Road, Valasaravakkam, Chennai - 600087. GSTIN/UIN: 33AAACZ6893K1ZQ State Name : Tamil Nadu, Code : 33 CIN: U74999TN2013PTC092742</p>	Invoice No.	Dated
	2CQR/GST093	10-Sep-2018
	Delivery Note	Mode/Terms of Payment
	Supplier's Ref.	Other Reference(s)
Consignee The Principal, Kumaraguru College of Technology, Unit of Ramanandha Adigalar Foundation, Chinna Vedampatty, Coimbatore - 641 049. GSTIN/UIN : 33AAATR3640M1ZG State Name : Tamil Nadu, Code : 33	Buyer's Order No.	Dated
	Despatch Document No.	Delivery Note Date
	Despatched through	Destination
	Terms of Delivery	
Buyer (if other than consignee) The Principal, Kumaraguru College of Technology, Unit of Ramanandha Adigalar Foundation, Chinna Vedampatty, Coimbatore - 641 049. GSTIN/UIN : 33AAATR3640M1ZG State Name : Tamil Nadu, Code : 33		

Sl No.	Description of Goods and Services	HSN/SAC	Quantity	Rate	per	Amount
1	Staff Work Station	8471	2 Nos	60,000.00	Nos	1,20,000.00
2	RFID Tags for Books (Large)	8523	60,000 Nos	11.50	Nos	6,90,000.00
3	Interface Management Software	997331	1 Nos	46,500.00	Nos	46,500.00
4	LS 3D RFID Security Systems (Panel)	8543	3 Nos	1,65,333.33	Nos	4,96,000.00
						13,52,500.00
						SGST
						CGST
						1,21,725.00
						1,21,725.00
Total			60,006 Nos			₹ 15,95,950.00

Amount Chargeable (in words) E. & O.E.
INR Fifteen Lakh Ninety Five Thousand Nine Hundred Fifty Only

HSN/SAC	Taxable Value	Central Tax		State Tax		Total Tax Amount
		Rate	Amount	Rate	Amount	
8471	1,20,000.00	9%	10,800.00	9%	10,800.00	21,600.00
8523	6,90,000.00	9%	62,100.00	9%	62,100.00	1,24,200.00
997331	46,500.00	9%	4,185.00	9%	4,185.00	8,370.00
8543	4,96,000.00	9%	44,640.00	9%	44,640.00	89,280.00
Total			13,52,500.00		1,21,725.00	2,43,450.00

Tax Amount (in words) : **INR Two Lakh Forty Three Thousand Four Hundred Fifty Only**

Company's PAN : **AAACZ6893K**

Company's Bank Details
 Bank Name : **ICICI Bank - 027505500468**
 A/c No. : **027505500468**
 Branch & IFS Code : **Porur & ICIC0000275**

Declaration
 We declare that this invoice shows the actual price of the goods described and that all particulars are true and correct.

for 2CQR Automation Private Limited (2018-19)

(Signature)

Authorised Signatory



SUBJECT TO CHENNAI JURISDICTION

This is a Computer Generated Invoice

Dr. D. SARAVANAN, M.Tech., Ph.D.,
 PRINCIPAL
 Kumaraguru College of Technology
 Coimbatore - 641 049.

Date: 08-10-2018

To,
The Principal,
Kumaraguru College of Technology,
Chinna Vedampatty,
Coimbatore - 641 049.

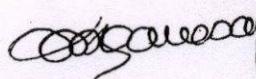
Dear Sir,
Sub : Pending Payment of 40% of against Delivery - Reg.
Greetings to you Sir.


Inv_No	Inv_Date	Inv_Amt	Tax_Rate	Tax_Amt	Total_Amt
GST 093	10-09-18	Rs. 13,52,500/-	18%	Rs.2,43,450/-	Rs. 15,95,950/-

Payment received as advance on 21-08-2018 through NEFT in our ICICI Bank account for Rs.4, 78, 785/- as per your PO No. NA0589 Dated. 11-08-2018. and we already delivered the material on 11-09-2018 at your college.

Balance pending 40% of the payment against Delivery of Rs. 6, 38, 380/= (Rupees Six Lakh Thirty Eight Thousand and Three Hundred and Eighty Only). Kindly arrange to release the payment as soon possible.

Thank You,
For 2CQR Automation Pvt. Ltd.,


Authorised Signatory.



Encl: Invoice Copy and PO Copy

*Received through Mr. Ashok, Purchase.
Original submitted for process through
Mr. Kannan on 3/10/2018
Kannan
9/10/2018*


Dr. D. SARAVANAN, M.Tech., Ph.D.,
PRINCIPAL
Kumaraguru College of Technology
Coimbatore - 641 049.




GST: 33AAACZ6893K12Q
PAN: AAACZ6893K

172/1, Sridevikuppam main road
Valasaravakkam
Chennai - 600 087

W: www.2cqr.in
E: info@2cqr.in
T: 044- 42019491

Payment Receipt



Date: 11/07/2019

Payment Method: Wire Transfer

TurnitIndia Education Private Limited
B - 116, Sector 67, Second Floor
Noida
India - 201301

Date	Description	Original Amount	Amount Due	Disc. Taken	Payment
09/24/2019	IND12000409	INR 565,987.00	INR 565,987.00	INR 0.00	INR 565,987.00

Total INR 565,987.00


Dr. D. SARAVANAN, M.Tech., Ph.D.,
PRINCIPAL
Kumaraguru College of Technology
Coimbatore - 641 049.

Tax Invoice

(ORIGINAL FOR RECIPIENT)

2CQR Automation Private Limited (2018-19)
12/1, Sridevikuppam Main Road,
Valasaravakkam,
Chennai - 600037

GSTIN/UIN: 33AAACZ6893K1ZG
State Name: Tamil Nadu, Code: 33
CIN: U74999TN2013PTC092742

Consignee
Kumaraguru College of Technology
Kumaraguru College of Technology, Unit of
Ramanandha Adigalar Foundation, Chinna Vedampatty,
Coimbatore - 641 049

GSTIN/UIN: 33AAATR3640M1ZG
PAN/T No: [Redacted]
State Name: Tamil Nadu, Code: 33
(Buyer of other than consignee)

Kumaraguru College of Technology
Kumaraguru College of Technology, Unit of
Ramanandha Adigalar Foundation, Chinna Vedampatty,
Coimbatore - 641 049
GSTIN/UIN: 33AAATR3640M1ZG
PAN/T No: [Redacted]
State Name: Tamil Nadu, Code: 33

Invoice No 2CQR/GST029	Dated 14-Jun-2019
Delivery Note	Mode/Terms of Payment
Supplier's Ref	Other Reference(s)
Buyer's Order No	Dated
Despatch Document No	Delivery Note Date
Despatched through	Destination
Terms of Delivery	

Sl No	Description of Goods	HSN/SAC	Quantity	Rate	per	Amount
1	LS 3D RFID Security Systems (Panel) Re installation Charges	8543	1 Nos	9,500.00	Nos	9,500.00
						CGST
						855.00
						SGST
						855.00
	Total		1 Nos			₹ 11,210.00

Amount Chargeable (in words)

NR Eleven Thousand Two Hundred Ten Only

HSN/SAC	Taxable Value	Central Tax		State Tax		Total Tax Amount
		Rate	Amount	Rate	Amount	
8543	9,500.00	9%	855.00	9%	855.00	1,710.00
Total	9,500.00		855.00		855.00	1,710.00

Tax Amount (in words): **INR One Thousand Seven Hundred Ten Only**

Company's PAN: **AAACZ6893K**

Declaration
We declare that this invoice shows the actual price of the goods described and that all particulars are true and correct.

Company's Bank Details

Bank Name: ICICI Bank - 027605600468
A/c No: 027605600468
Branch & IFS Code: Porur & ICIC0000276

Customer's Seal and Signature

for 2CQR Automation Private Limited (2018-19)

Authorized Signatory



SUBJECT TO CHENNAI JURISDICTION

This is a Computer Generated Invoice

Bill Received
on
29/7/19

R. No. - 326/29/7/19.

Dr. D. SARAVANAN, M.Tech., Ph.D.,
Principal
Kumaraguru College of Technology
Coimbatore - 641 049.

DUPLICATE FOR TRANSPORTER

2cqr automation pvt ltd
172/1, sridevikuppam main road,
Valasaravakkam
chennai, Tamilnadu 600087 IN
GSTIN: 33AAACZ6893K1ZQ
CIN: U74999TN2013PTC092742



Tax Invoice

BILL TO

Kumaraguru College of
Technology
Unit of Ramanadha Adigalar
Foundation
Chinnavedampatty
Coimbatore, Tamil Nadu
641049
State Code: 33
GSTIN: 33AAATR3640M1zG

INVOICE NO. FY2021/07/002

DATE 03/07/2020

TERMS Net 30

PLACE OF SUPPLY

33 - Tamil Nadu

PO REF NO.

PO1920/A0408

NO	HSN/SAC	ACTIVITY	DESCRIPTION	TAX	QTY	RATE	AMOUNT
1	9987	AMC Charges - RFID	AMC for 1 year (01-05-2020 to 30-04-2020) 1. Staff work station (2 qty) 2. Interface software (1 qty) 3. 3D security system (3 pnl)	18.0% GST	1	66,250.00	66,250.00

SUBTOTAL 66,250.00
CGST @ 9% on 66250.00 5,962.50
SGST @ 9% on 66250.00 5,962.50
TOTAL 78,175.00
BALANCE DUE

₹78,175.00


SARAVANAN, M.Tech., Ph.D.,
PRINCIPAL
Kumaraguru College of Technology
Coimbatore - 641 049.

DUPLICATE FOR TRANSPORTER

2cqr automation pvt ltd
172/1, sridevikuppam main road,
Valasaravakkam
chennai, Tamilnadu 600087 IN
GSTIN: 33AAACZ6893K1ZQ
CIN: U74999TN2013PTC092742



Tax Invoice

BILL TO

Kumaraguru College of
Technology
Unit of Ramanadha Adigalar
Foundation
Chinnavedampatty
Coimbatore, Tamil Nadu
641049
State Code: 33
GSTIN: 33AAATR3640M1zG

INVOICE NO. FY2021/07/001

DATE 03/07/2020

TERMS Net 30

PLACE OF SUPPLY

33 - Tamil Nadu

PO REF NO.

PO1920/A0409

NO	HSN/SAC	ACTIVITY	DESCRIPTION	TAX	QTY	RATE	AMOUNT
1	9987	AMC Charges - koha	AMC for koha (01-09-2020 to 31-08-2021)	18.0% GST	1	24,000.00	24,000.00

SUBTOTAL	24,000.00
CGST @ 9% on 24000.00	2,160.00
SGST @ 9% on 24000.00	2,160.00
TOTAL	28,320.00
BALANCE DUE	₹28,320.00

Bamyth

Dr. D. SIVAVANAN, M.Tech., Ph.D.
PRINCIPAL
Kumaraguru College of Technology
Coimbatore - 641 049.

RAMANANDHA ADIGALAR FOUNDATION

Investment by parent trust
FY : 2020 -2021

Schedule of Fixed Assets for the year ended 31.03.2020

S. No.	Name of the Assets	Rate	Gross Assets as on 01. 04. 2019	Additions		Deletions		Net Assets as on 31. 03. 2020	Accumulated Deprn. 01.04.2019	Depreciation for the Current Year				Depreciation as on 31. 03. 2020	Closing Balance as on 31.03.2020
				> 180 days	< 180 Days	< 180 Days	> 180 days			Dep. On Opening & Additions		Dep. On Deletions			
				₹	₹	₹	₹			> 180 days	< 180 Days	< 180 Days	> 180 days		
1	2	3	4	5	6	7	8	9	10	11	12	13	14	15	
1	Land		11,23,38,385.00	-	-	-	-	11,23,38,385.00	-	-	-	-	-	-	11,23,38,385.00
2	Building	5%	9,18,88,878.31	-	-	-	-	9,18,88,878.31	1,99,37,850.31	35,97,551.00	-	-	-	2,35,35,401.31	6,83,53,477.00
3	Furniture	10%	5,49,218.00	-	-	-	-	5,49,218.00	3,75,063.00	17,416.00	-	-	-	3,92,479.00	1,56,739.00
4	Library	40%	5,66,696.00	-	71,21,811.00	-	-	76,88,507.00	5,66,696.00	-	14,24,362.00	-	-	19,91,058.00	56,97,449.00
5	Computer	40%	54,000.00	-	-	-	-	54,000.00	53,998.00	1.00	-	-	-	53,999.00	1.00
6	Plant and machinery	15%	2,06,41,222.00	3,62,360.00	1,00,911.00	-	-	2,11,04,493.00	1,48,79,984.00	9,18,540.00	7,568.00	-	-	1,58,06,092.00	52,98,401.00
7	Vehicles	15%	1,50,11,589.00	-	-	-	-	1,50,11,589.00	51,52,534.00	14,78,858.00	-	-	-	66,31,392.00	83,80,197.00
8	Electrical Fittings	10%	7,94,643.00	4,20,202.00	4,48,038.00	-	-	16,62,883.00	3,34,199.00	88,065.00	22,402.00	-	-	4,44,666.00	12,18,217.00
9	Software	40%	2,00,000.00	-	-	-	-	2,00,000.00	1,99,263.00	295.00	-	-	-	1,99,558.00	442.00
10	Work in Progress	0%	-	-	-	-	-	-	-	-	-	-	-	-	-
	Total		24,20,44,631.31	7,82,562.00	76,70,760.00	-	-	25,04,97,953.31	4,14,99,587.31	61,00,726.00	14,54,332.00	-	-	4,90,54,645.31	20,14,43,308.00
	2019-20		25,49,37,612.31	-	93,08,001.00	2,22,00,982.00	-	24,20,44,631.31	3,56,86,043.31	51,32,797.00	6,80,747.00	-	-	4,14,99,587.31	20,05,45,044.00

Dr. D. SARAVANAN, M.Tech., Ph.D.,
PRINCIPAL
Kumaraguru College of Technology
Coimbatore - 641 049.

RAMANANDHA ADIGALAR FOUNDATION

BALANCE SHEET AS AT 31ST MARCH 2020

AS ON 31.03.2019	LIABILITIES	Sch. No.	AS ON 31.03.2020	AS ON 31.03.2019	ASSETS	Sch. No.	AS ON 31.03.2020
5,40,89,361	Capital Fund	1	5,40,89,361	20,05,45,044	Fixed Assets	5	20,14,43,308
1,06,06,16,504	Reserves & Surplus	2	1,16,46,14,714	92,77,27,284	Current Asset	6	1,02,99,98,380
58,41,332	Secured & UnSecured Loan	3	48,36,406				
77,25,132	Current Liabilities & Provisions	4	79,01,207				
1,12,82,72,328	Total		1,23,14,41,688	1,12,82,72,328	Total		1,23,14,41,688

Schedules 1 to 6 form part of this Balance Sheet

For Ramanandha Adigalar Foundation

Place: Coimbatore
Date: 07.01.2020

Secretary

For P.N. Raghavendra Rao & Co.,
Chartered Accountants

Oni. Binnu

CA-Pon Arul Paraneedharan
Partner
Membership No: 212860
Firm Reg No: 0033288

UDIN : 21212860AAAAAY1330

Dr. D. Saravanan

Dr. D. SARAVANAN, M.Tech., Ph.D.,
PRINCIPAL
Kumaraguru College of Technology
Coimbatore - 641 049.

INCOME AND EXPENDITURE FOR THE YEAR ENDED 31ST MARCH 2020

YEAR ENDED 31.03.2019	EXPENDITURE	Sch. No.	YEAR ENDED 31.03.2020	YEAR ENDED 31.03.2019	INCOME	Sch. No.	YEAR ENDED 31.03.2020
14,684	To Electricity and Water Charges		12,100	4,28,37,144	By Interest Receipts	9	8,11,89,568
1,950	To Printing and Stationery		17,67,630	10,836	By Miscellaneous Receipts		-
52,16,035	To Professional Charges		52,94,504	1,20,000	By Rental Receipts		6,65,091
8,25,978	To Rent, Rates & Taxes		61,19,371	26,57,10,058	By Donations Received		24,36,51,770
4,69,916	To Repairs & Maintenance	7	67,63,119	37,059	To Sundry write-off		97,447
1,55,49,379	To Salaries and Allowances	8	1,74,42,123				
40,132	To ESI		54,045				
1,83,582	To Provident Fund		4,09,023				
26,792	To Annual Maintenance Charges		38,558				
-	To Books & Periodicals		6,675				
6,66,700	To Audit Fees		15,12,800				
41,550	To Fees Payment		4,800				
5,920	To Water charges		-				
27,829	To Bank Charges		34,362				
7,769	To Telephone Charges Paid		17,700				
2,71,717	To Travelling Expenses		5,14,779				
2,36,705	To Advertisement Charges		1,95,075				
54,401	To Insurance		88,889				
31,47,260	To Social Welfare Expenses		72,11,929				
5,31,11,124	To Donation & Contribution		10,20,07,000				
91,920	To Interest on Bank loan		4,98,422				
68,168	To Staff welfare expenses		60,265				
-	To Security charges		4,094				
1,61,97,760	To Scholarship, Stipend & Sponsorship		1,00,24,330				
1,394	To Miscellaneous Expenses		15,11,923				
58,13,544	To Depreciation		75,55,058				
20,66,42,888	To Excess of Income over Expenditure		15,64,55,302				
30,87,15,097	GRAND TOTAL		32,56,03,876	30,87,15,097			32,56,03,876

Dr. D. SARAVANAN, M.Tech., Ph.D.,
PRINCIPAL
Kumaraguru College of Technology
Coimbatore - 641 049.

For P.N. Rayhavendra Rao & Co.,
Chartered Accountants

Place: Coimbatore
Date: 07.01.2020

For Ramanandha Adigalar Foundation

Secretary

CA-Pon Arul Paraneedharan
Partner
Membership No: 212860
Firm Reg No: 003328S